

## **Labo 8 – Verslag CSS | Deel 4**

Opleidingsonderdeel: **Web Development 1**

Bachelor in de: **Toegepaste informatica**

Afstudeerrichting: **Applicatieontwikkeling**

Specialisatie: **Cybersecurity & infrastructuur**

Leerling: **Jari Opsomer**

Docent: **Pim Debaere**

Academiejaar **2025-2026**

## 2.1 CSS positionering

### HTML bepaalt lay-out deels via:

- Structuur en volgorde van elementen
- Type element (blok/inline)
- Standaard gedrag (zoals tabelrijen, lijsten)
- Inline eigenschappen (zoals breedte, cellpadding)
- CSS regelt uiterlijk en presentatie, maar zonder HTML als basis is lay-out niet compleet.

### 2.1.1 Opdracht 1

```
display:inline;
```

01 02 03 04 05 06 07 08 09 10 11 12 13 14 15 16 17 18 19 20

```
display:block;
```

01  
02  
03  
04

```
display:inline-block;
```

01 02 03 04 05 06 07 08 09 10 11 12 13  
14 15 16 17 18 19 20


- Elementen **width** en **height** worden genegeerd bij **inline**.
- Elementen worden als woorden geplaatst bij **inline** en (?) **inline-block**.

## 2.1.2 Opdracht 2

```
display:inline-block;
```



Vensterbreedte veranderen:



Witruimte door `inline-block` = spatie bij tekst, in HTML

Oplossing: Negatieve marge toepassen, bv. `margin-right: -4px`

## 2.1.3 Opdracht 3

- Horizontaal centreren: `div { text-align: center; }`
- `vertical-align: center` fout, `middle` correct
- `vertical-align: middle`: div's verticaal in lijn centreren
- `.container { height: 200px; line-height: 200px; }`  
→ voor verticale centrering 1 regel tekst
- `.container { display: table; height: 100px; }`  
`.text { display: table-cell; vertical-align: middle; }`  
→ voor meerdere regels centreren
- CSS volgorde bepaalt prioriteit: `.tall` staat lager dan `.area`  
→ laatste/laagste CSS-regel wint

## 2.1.4 Opdracht 4



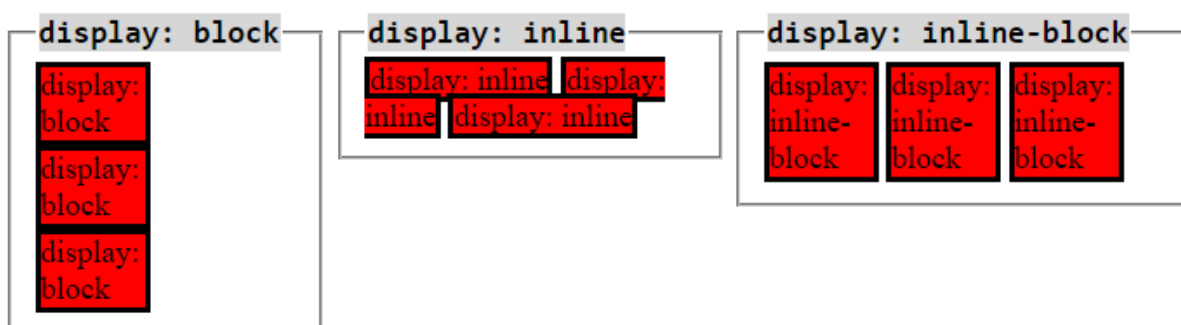
Het clearen van de **floating** (= de groene) elementen is alleen zinvol bij **display: block** elementen, niet bij **inline(-block)** elementen!

Met **clear: both** zorg je dat het element onder de groene elementen begint.

## 2.1.5 Opdracht 5

Floating toepassingen:

1. **Inline** laat tekst errond zweven → **clear nutteloos**
2. **Block** zweeft met andere blocks; **clear nuttig** voor volgende blokken



## 2.2 Opdracht Lorem ipsum

CSS-code:

```
div {  
  width: 50%;  
  border: solid black 1px;  
  box-sizing: border-box;  
  margin-right: -4px;  
  display: inline-block;  
}
```

Resultaat:

Lorem ipsum dolor sit amet, consectetur adipiscing elit. In suscipit ex et nisl venenatis, placerat luctus sem porta. Donec nec fermentum augue. Vestibulum sagittis porta volutpat. In ac iaculis velit. Aliquam varius nunc eu lacus placerat, quis facilisis velit scelerisque. Etiam vulputate dui nec risus efficitur, nec ultrices turpis tincidunt. Nullam euismod nisi in fringilla blandit. Vivamus rhoncus risus dolor, in tempus dolor	Lorem ipsum dolor sit amet, consectetur adipiscing elit. In suscipit ex et nisl venenatis, placerat luctus sem porta. Donec nec fermentum augue. Vestibulum sagittis porta volutpat. In ac iaculis velit. Aliquam varius nunc eu lacus placerat, quis facilisis velit scelerisque. Etiam vulputate dui nec risus efficitur, nec ultrices turpis tincidunt. Nullam euismod nisi in fringilla blandit. Vivamus rhoncus risus dolor, in tempus dolor
---	---

^ div

^ div

## 2.3 Opdracht Lorem ipsum extra space

CSS-code:

```
div {  
  width: 40%; → niet meer 50%  
  
  border: solid black 1px;  
  box-sizing: border-box;  
  /*margin-right: -4px;*/  
  display: inline-block;  
  
  margin: 0 10px;  
}
```

Resultaat:

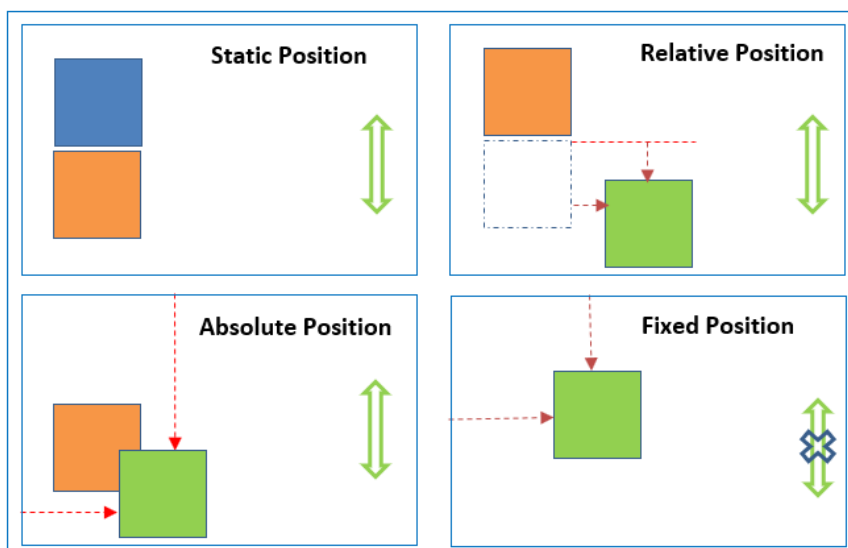
Lorem ipsum dolor sit amet, consectetur adipiscing elit. In suscipit ex et nisl venenatis, placerat luctus sem porta. Donec nec fermentum augue. Vestibulum sagittis porta volutpat. In ac iaculis velit. Aliquam varius nunc eu lacus placerat, quis facilisis velit scelerisque. Etiam vulputate dui nec risus efficitur, nec ultrices turpis tincidunt. Nullam euismod nisi in fringilla blandit. Vivamus rhoncus risus dolor, in tempus dolor commodo vestibulum. Vestibulum ante ipsum primis in faucibus orci luctus et ultrices posuere cubilia curae; Phasellus vitae egestas nibh, ac tempor quam.

^ div

Lorem ipsum dolor sit amet, consectetur adipiscing elit. In suscipit ex et nisl venenatis, placerat luctus sem porta. Donec nec fermentum augue. Vestibulum sagittis porta volutpat. In ac iaculis velit. Aliquam varius nunc eu lacus placerat, quis facilisis velit scelerisque. Etiam vulputate dui nec risus efficitur, nec ultrices turpis tincidunt. Nullam euismod nisi in fringilla blandit. Vivamus rhoncus risus dolor, in tempus dolor commodo vestibulum. Vestibulum ante ipsum primis in faucibus orci luctus et ultrices posuere cubilia curae; Phasellus vitae egestas nibh, ac tempor quam.


^ div

## 2.4 Positioneren met CSS



## 2.5 Pagina inleiding

HTML5 (zie cursus HTML5) heeft een aantal nieuwe elementen, die speciaal zijn bedoeld om de opbouw van een pagina aan te geven. In dit voorbeeld worden hiervan `<header>`, `<nav>`, `<article>`, `<section>` en `<footer>` gebruikt. Alle vijf gedragen zich als een gewone `<div>`, maar dan een `<div>` met een semantische betekenis.



## 2.6 Opdracht Cocktail bar

HTML-code:

```
<!DOCTYPE HTML>
<html lang="en">

<head>
  <title>Cocktail-bar</title>
  <link rel="stylesheet" href="styles/style.css">
  <style>
  </style>
</head>

<body>
<header>
  <p></p>
</header>
<div class="content">
  <article class="sidebar">
    <h1>Weekly Specials</h1>
    <p>
      
    </p>
    <h2 id="kleur-lemon-breeze">Lemon Breeze</h2>
    <p>
      The ultimate healthy drink, this elixir combines
      herbal botanicals, minerals, and vitamins with
      a twist of lemon into a smooth citrus wonder
      that will keep your immune system going all
      day and all night.
    </p>

    <p>
      
    </p>
    <h2 id="kleur-chai-chiller">Chai Chiller</h2>
    <p>
      Not your traditional chai, this elixir mixes maté
      with chai spices and adds an extra chocolate kick for
      a caffeinated taste sensation on ice.
    </p>
  </article>
  <p>
  </p>
</div>
</body>
```

```


</p>
<h2 id="kleur-black-brain-brew">Black Brain Brew</h2>
<p>
Want to boost your memory? Try our Black Brain Brew
elixir, made with black oolong tea and just a touch
of espresso. Your brain will thank you for the boost.
</p>

<p>
If you liked this article, you might also enjoy:

<a href="http://www.todayifoundout.com/index.php/2010/08/origin-of-the-term-booze/" title="Booze">Where
the
Term "Booze" Comes From</a>.
</p>
</article>
<div class="main-content">
<article>
<h1>ORIGIN OF THE WORD "COCKTAIL</h1>
<p>
There is debate about when the term was first used. According the <a
href="http://www.telegraph.co.uk/luxury/travel/1256/the-surprising-history-of-the-cocktail.html">The
London Telegraph</a>,
the word is first found in print in a March 20, 1798 satirical newspaper article about what must
have been a hell of a party. Of particular note, was the account of drinks
imbibed by William Pitt (the younger) which included "L'huile de Venus," "parfait amour,"
and "cock-tail (vulgarly called ginger.)" Some challenge whether "cocktail"
in this article truly referred to an alcoholic drink, or something else.
</p>

<p>
Others point to an April 28, 1803 article from The Farmer's Cabinet in Vermont,
where to drink a cocktail was claimed to be "excellent for the head."
</p>

<p id="guarantee">
Regardless, certainly by 1806, the word was being used with its current meaning. In the May 13th
edition
of the newspaper,
Balance and Columbian Repository, the editor defined a cocktail as:
<a href="http://www.chowhound.com/food-news/54845/whats-the-origin-of-the-word-cocktail/">"a
stimulating
liquor composed of spirits of any kind - sugar, water, and bitters."</a>
</p>

<p>
During the early 17th century, an animal, particularly a horse, with a docked tail, was said to
have a
"cock tail."
By the 19th century, unlike other horses, thoroughbreds did not have docked tails, so when a
regular
horse was entered into a race, its cock tail was noted - and became a term synonymous with an
adulterated horse. Since horse racing and liquor go together like peaches and cream, this
theory holds that the word "cock tail" was soon used to mean an adulterated spirit.
</p>

<p>
A second theory holds that the name is derived from the term "cock tailings,"
the result of the practice of tavern owners combining the dregs (tailings) of nearly empty
barrels
together into a single elixir that was sold at bargain prices.
This only makes sense when you know that the spigot of a barrel was
sometimes referred to as a "cock."
</p>
</article>
<article>
<h2>What's playing at the Lounge</h2>
<p>
We're frequently asked about the music we play at the lounge, and no wonder,
it's great stuff. Just for you, we keep a list here on the site, updated weekly.
Enjoy.
</p>
<ul>
<li><i>Buddha Bar</i>, <strong>Claude Challe</strong></li>
<li>When It Falls, Zero 7</li>
<li>Earth 7, L.T.J. Bukem</li>
<li>Le Roi Est Mort, Vive Le Roi!, Engima</li>
<li>Music for Airports, Brian Eno</li>
</ul>
</article>
</div>
</div>
<footer>
&copy; 2015, Cocktail Bar<br />
All trademarks and registered trademarks appearing on this site are
the property of their respective owners.
</footer>
</body>
</html>

```

## CSS-code:

```
body {
  font-family: Verdana, Helvetica, Arial, sans-serif;
  font-size: 1.2em;
  margin: 0 5% 5% 5%;
}

h1,
h2 {
  color: #007e7e;
}

h1 {
  font-size: 1.8em;
  /*1.2 * 1.5*/
}

h2 {
  font-size: 1.56em;
  /*1.2 * 1.3*/
}

a {
  text-decoration: underline;
  color: inherit;
}

a:hover {
  text-decoration: underline;
  color: inherit;
}

.sidebar a:hover {
  color: brown;
}

header p img {
  width: auto;
  height: 300px;
  margin-top: 0;
}

.sidebar>h1 {
  color: black;
}

.sidebar>h2 {
  color: red;
}

.content {
  overflow: hidden;
}

.main-content {
  float: left;
  width: calc(70% - 20px);
  margin: 10px;
```

```

}

.sidebar {
  float: right;
  width: calc(30% - 30px);
  margin: 10px;
  background: url('../images/cocktail.gif') repeat-x top center;
  background-size: 10% auto;
  padding: 5px;
}

p img {
  display: block;
  margin-left: auto;
  margin-right: auto;
}

.sidebar p,
.sidebar h1,
.sidebar h2 {
  text-align: center;
}

#guarantee {
  background-color: #a7cdce;
  color: #444444;
  padding: 20px;
  border: dotted white 2px;
}

#guarantee::before {
  content: "";
  display: block;
  float: left;
  background: url('../images/background.gif') no-repeat center center;
  width: 50px;
  height: 50px;
  background-size: cover;
}

footer {
  font-size: 0.5em;
}

#kleur-black-brain-brew{
  color: dodgerblue;
}

#kleur-chai-chiller {
  color: lightseagreen;
}

#kleur-black-brain {
  color: orangered;
}

```



## ORIGIN OF THE WORD "COCKTAIL"

There is debate about when the term was first used. According to [The London Telegraph](#), the word is first found in print in a March 20, 1798 satirical newspaper article about what must have been a hell of a party. Of particular note, was the account of drinks imbibed by William Pitt (the younger) which included "L'huile de Venus," "parfait amour," and "cock-tail (vulgarly called ginger.)" Some challenge whether "cocktail" in this article truly referred to an alcoholic drink, or something else.

Others point to an April 28, 1803 article from The Farmer's Cabinet in Vermont, where to drink a cocktail was claimed to be "excellent for the head."

Regardless, certainly by 1806, the word was being used with its current meaning. In the May 13th edition of the newspaper, Balance and Columbian Repository, the editor defined a cocktail as: "a stimulating liquor composed of spirits of any kind - sugar, water, and bitters."

During the early 17th century, an animal, particularly a horse, with a docked tail, was said to have a "cock tail." By the 19th century, unlike other horses, thoroughbreds did not have docked tails, so when a regular horse was entered into a race, its cock tail was noted - and became a term synonymous with an adulterated horse. Since horse racing and liquor go together like peaches and cream, this theory holds that the word "cock tail" was soon used to mean an adulterated spirit.

A second theory holds that the name is derived from the term "cock tailings," the result of the practice of tavern owners combining the dregs (tailings) of nearly empty barrels together into a single elixir that was sold at bargain prices. This only makes sense when you know that the spigot of a barrel was sometimes referred to as a "cock."

## What's playing at the Lounge

We're frequently asked about the music we play at the lounge, and no wonder, it's great stuff. Just for you, we keep a list here on the site, updated weekly. Enjoy.

- *Buddha Bar*, **Claude Challe**
- *When It Falls*, Zero 7
- *Earth 7*, L.T.J. Bukem
- *Le Roi Est Mort, Vive Le Roi!*, Engima
- *Music for Airports*, Brian Eno

© 2015, Cocktail Bar  
All trademarks and registered trademarks appearing on this site are the property of their respective owners.

## Weekly Specials



### Lemon Breeze

The ultimate healthy drink, this elixir combines herbal botanicals, minerals, and vitamins with a twist of lemon into a smooth citrus wonder that will keep your immune system going all day and all night.



### Chai Chiller

Not your traditional chai, this elixir mixes maté with chai spices and adds an extra chocolate kick for a caffeinated taste sensation on ice.



### Black Brain Brew

Want to boost your memory? Try our Black Brain Brew elixir, made with black oolong tea and just a touch of espresso. Your brain will thank you for the boost.

If you liked this article, you might also enjoy: [Where the Term "Booze" Comes From](#).